

(1)(a) Statement showing ShareHolding Pattern

Name of the Company : Abhinandan Enterprises Ltd

Quarter Ended : 30-09-2015


Scrip Code : 501010

Partly paid-up Shares	No.of Partly paid-up Shares	As a % of total No. of Partly paid-up Shares	As a % of Total no. of Shares of the Company
Held by Promoters/ Promoters Group	0		
Held by Public	0		
TOTAL - D	0		

Outstanding Conv. Securities	No.of Outstanding Securities	As a % of Total no.of O/S Conv.Securities	As a % of Total no.of shares of the Co., assuming full conv.
Held by Promoters/ Promoters Group	0		
Held by Public	0		
TOTAL - E	0		

Warrants :	No.of Warrants	As a % of Total no.of Warrants	As a % of Total no.of shares of the Co., assuming full conv.
Held by Promoters/ Promoters Group	0		
Held by Public	0		
TOTAL - F	0		

Total paid-up Capital of the Company assum- ing full conv. Of warrants & securities	1155000
---	---------




Statement Showing Shareholding Pattern - Table (I)(a)

Abhinandan Enterprises Ltd

Scrip Code : 501010

Quarter Ended : 30-09-2015

Category code	Category of Shareholder	Number of Shareholders	Total number of shares	Number of shares held in dematerialized form	Total shareholding as a percentage of total number of shares		Shares pledged or otherwise encumbered	
					As a percentage of (A+B) ¹	As a percentage of (A+B+C)	Number of shares	As a % of Total No. of Shares
(A)	Shareholding of Promoter and Promoter Group ²							
1	Indian							
a	Individual/Huf	5	250	0	0.022	0.022	0	0.000
b	Central/State Gov	0	0	0	0.000	0.000	0	0.000
c	Bodies Corporates	10	506000	506000	43.810	43.810	0	0.000
d	Fins / Banks	0	0	0	0.000	0.000	0	0.000
e	Any Other specify	0	0	0	0.000	0.000	0	0.000
e-1		0	0	0	0.000	0.000	0	0.000
e-2		0	0	0	0.000	0.000	0	0.000
	Sub Total(A)(1)	15	506250	506000	43.831	43.831	0	0.000
2	Foreign							
a	Indv NRI/For Ind	0	0	0	0.000	0.000	0	0.000
b	Bodies Corporate	0	0	0	0.000	0.000	0	0.000
c	Institutions	0	0	0	0.000	0.000	0	0.000
d	Qualified For. Inv.	0	0	0	0.000	0.000	0	0.000
e	Any Other Specify	0	0	0	0.000	0.000	0	0.000
e-1		0	0	0	0.000	0.000	0	0.000
e-2		0	0	0	0.000	0.000	0	0.000
	Sub Total(A)(2)	0	0	0	0.000	0.000	0	0.000
	Total Shareholding of Promoter and Promoter Group Total (A)= (A)(1)+(A)(2)	15	506250	506000	43.831	43.831	0	0.000
(B)	Public shareholding							
1	Institutions							
a	Mutual Funds	0	0	0	0.000	0.000		
b	Fins / Banks	0	0	0	0.000	0.000		
c	Central/State Govt	0	0	0	0.000	0.000		
d	Venture Cap Fund	0	0	0	0.000	0.000		
e	Insurance Compt(s)	0	0	0	0.000	0.000		
f	Foreign Ins Invest	0	0	0	0.000	0.000		
g	Foreign Ven Cap In	0	0	0	0.000	0.000		




Statement Showing Shareholding Pattern - Table (I)(a)

Abhinandan Enterprises Ltd

Scrip Code : 501010


Quarter Ended : 30-09-2015

Category code	Category of Shareholder	Number of Shareholders	Total number of shares	Number of shares held in dematerialized form	Total shareholding as a percentage of total number of shares		Shares pledged or otherwise encumbered	
					As a percentage of (A+B) ¹	As a percentage of (A+B+C)	Number of shares	As a % of Total No. of Shares
h	Qualified For.Inv.	0	0	0	0.000	0.000		
i	Any Other -Specify	0	0	0	0.000	0.000		
i-1		0	0	0	0.000	0.000		
i-2		0	0	0	0.000	0.000		
	Sub-Total (B)(1)	0	0	0	0.000	0.000		
B 2	Non-institutions							
a	Bodies Corporates	47	513100	487600	44.424	44.424		
b	Individuals							
	i) upto Rs 1-Lac	69	5650	1650	0.489	0.489		
	ii) above Rs1-Lac	1	130000	130000	11.255	11.255		
c	Qualified For.Inv.	0	0	0	0.000	0.000		
d	Any Other -Clr-Mem	0	0	0	0.000	0.000		
d-1		0	0	0	0.000	0.000		
d-2		0	0	0	0.000	0.000		
	-OCB	0	0	0	0.000	0.000		
	-NRI	0	0	0	0.000	0.000		
	Sub-Total (B)(2)	117	648750	619250	56.169	56.169		
(B)	Total (B)=(B)(1)+(B)(2)	117	648750	619250	56.169	56.169		
	TOTAL (A)+(B)	132	1155000	1125250		100.000	0	0.000
(C)	Held by Custodians against Depository Receipts							
	PROMOTER & PRO GRP	0	0	0		0.000		
	PUBLIC	0	0	0		0.000		
	GRAND TOTAL (A)+(B)+(C)	132	1155000	1125250		100.000	0	0.000



(1)(b) Statement showing holding of securities (including shares, warrants, convertible securities) of persons belonging to the category "Promoter and Promoter Group"

Sr. No.	Ref- No	Name of the shareholder	Total Shares held		Shares pledged or otherwise encumbered			Details of warrant		Details of convertible securities		Total shares (including underlying shares assuming full conversion of warrant and convertible securities) as a % of diluted share capital
			Number	As a % of grand total (A)+(B)+(C)	Number	% of Total shares held	As a % of grand total (A)+(B)+(C)	Number of warrants held	As a % of total No of warrants of the same class	Number of convertible securities held	As a % of total No of convertible securities of the same class	
1	00013259	SHRI GURUDEV EN TRADE LTD	99500	8.615	0	0.000	0.000	0	0.000	0	0.000	8.615
2	00013278	RISHABH ENTERPRISES LTD	94500	8.182	0	0.000	0.000	0	0.000	0	0.000	8.182
3	00013381	VISHVPRABHA TRADING LTD	108500	9.394	0	0.000	0.000	0	0.000	0	0.000	9.394
4	00014613	MRUGESH TRADING LIMITED	94000	8.139	0	0.000	0.000	0	0.000	0	0.000	8.139
5	00014628	BHAIRAV ENTERPRISES LIMITED	109500	9.481	0	0.000	0.000	0	0.000	0	0.000	9.481
6	000331	SURESH P UPADHYAY	50	0.004	0	0.000	0.000	0	0.000	0	0.000	0.004
7	000332	MAHESH P UPADHYAY	50	0.004	0	0.000	0.000	0	0.000	0	0.000	0.004
8	000338	SUSHIL LUNIA	50	0.004	0	0.000	0.000	0	0.000	0	0.000	0.004
9	000339	SARITA LUNIA	50	0.004	0	0.000	0.000	0	0.000	0	0.000	0.004
10	000342	SUNIL SURVE	50	0.004	0	0.000	0.000	0	0.000	0	0.000	0.004
		Total Promoter & Promoter Group	506250	43.831	0	0.000	0.000	0	0.000	0	0.000	43.831



(I)(c) Statement showing holding of securities (including shares, warrants, convertible securities) of persons belonging to the category "Public" and holding more than 1% of the total number of shares										
Sr. No.	Ref-Num	Name of the shareholder	Number of shares	Shares as a percentage of total number of shares (i.e., Grand Total (A)+(B)+(C) indicated in Statement at para (I)(a) above)	Details of warrant		Details of convertible securities		Total shares (including underlying shares assuming full conversion of warrant and convertible securities) as a % of diluted share capital	
					Number of warrants held	As a % of total No of warrants of the same class	Number of convertible securities held	As a % of total No of convertible securities of the same class		
1	AAACA3879Q	A-ONE COMMERCE PRIVATE LIMITED	12000	1.039	0	0.000	0	0.000	1.039	
2	AAACB0493R	BAJRANG FINANCE LTD	120000	10.390	0	0.000	0	0.000	10.390	
3	000230	GULSHAN INVESTMENTS CO LTD	24000	2.078	0	0.000	0	0.000	2.078	
4	AAACL4374K	LYNX MACHINERY & COMMERCIALS LTD	24500	2.121	0	0.000	0	0.000	2.121	
5	AAACL4374K	LYNX MACHINERY AND COMMERCIALS LIM	250000	21.645	0	0.000	0	0.000	21.645	
6	AACPBS480H	SHIVPRAKASH BHARTIA	130000	11.255	0	0.000	0	0.000	11.255	
7	AAACS8241A	SUB ROSA INVESTMENT ENTERPRISES PVT	12050	1.043	0	0.000	0	0.000	1.043	
8	AAACW0749H	WARDEN INTERNATIONAL (AGENCIES) PVT	23000	1.991	0	0.000	0	0.000	1.991	
				0.000						
		Total	595550	51.563	0	0.000	0	0.000	51.562	




(I)(c) Statement showing holding of securities (including shares, warrants, convertible securities) of persons (together with PAC) belonging to the category "Public" and holding more than 5% of the total number of shares									
Sr. No.	Ref-Num	Name of the shareholder	Number of shares	Shares as a percentage of total number of shares (i.e., Grand Total (A)+(B)+(C) indicated in Statement at para (I)(a) above;	Details of warrant		Details of convertible securities		Total shares (including underlying shares assuming full conversion of warrant and convertible securities) as a % of diluted share capital
					Number of warrants held	As a % of total No of warrants of the same class	Number of convertible securities held	As a % of total No of convertible securities of the same class	
1	AAACB0493R	BAJRANG FINANCE LTD	120000	10.390	0	0.000	0	0.000	10.390
2	AAACL4374K	LYNX MACHINERY AND COMMERCIALS LIM	250000	21.645	0	0.000	0	0.000	21.645
3	AACP85480H	SHIVPRAKASH BHARTIA	130000	11.255	0	0.000	0	0.000	11.255
				0.000					
		Total -Public [5% & above]	500000	43.290	0	0.000	0	0.000	43.290




(I)(d) Statement showing details of locked-in shares

Sr. No.	Ref- Num	Name of the shareholder	Number of locked-in shares	Locked-in shares as a percentage of total number of shares {i.e., Grand Total (A)+(B)+(C) indicated in Statement at para (I)(a) above}	Promoter/Promoter Group/Public
1	17813845	BAJRANG FINANCE LTD	120000	10.390	-Pub
2	00014628	BHAIRAV ENTERPRISES LIMITED	97500	8.442	-Pro
3	10113487	LYNX MACHINERY AND COMMERCIALS L	250000	21.645	-Pub
4	00014613	MRUGESH TRADING LIMITED	70000	6.061	-Pro
5	00013278	RISHABH ENTERPRISES LTD	70000	6.061	-Pro
6	00058400	SHIVPRAKASH BHARTIA	130000	11.255	-Pub
7	00013259	SHRI GURUDEV EN TRADE LTD	75000	6.494	-Pro
8	00013381	VISHVPRABHA TRADING LTD	97500	8.442	-Pro
		Total Locked in Shares	910000	78.788	



(II)(a) Statement showing details of Depository Receipts (DRs)

Sr. No.	Ref-Num	Name of theHolder	Type of outstanding DR (ADRs, GDRs, SDRs, etc.)	Number of outstanding DRs	Number of shares underlying outstanding DRs	Shares underlying outstanding DRs as a percentage of total number of shares {i.e., Grand Total (A)+(B)+(C) indicated in Statement at para (I)(a) above}



(II)(b) Statement showing Holding of Depository Receipts (DRs), where underlying shares held by Promoter/Promoter Group are in excess of 1% of the total number of shares

Sr. No.	Ref-Num	Name of the DR Holder	Type of outstanding DR (ADRs, GDRs, SDRs, etc.)	Number of outstanding DRs	Number of shares underlying outstanding DRs	Shares underlying outstanding DRs as a percentage of total number of shares {i.e., Grand Total (A)+(B)+(C) indicated in Statement at para (I)(a) above}

