

ABHINANDAN ENTERPRISES LIMITED

Warden House, 340 J. J. Road, Byculla, Mumbai - 400 008.

CIN: L17119MH1984PLC217694 PAN: AAACA3491N

TEL: (91) 22 2302 7900 FAX: (91) 22 2307 7231

Website: www.abhinandanenterprisesltd.com

Email: cosec@abhinandanenterprisesltd.com / cosec@wardengroup.com

11th January 2021

To,
Metropolitan Stock Exchange of India Limited

4th Floor, Vibgyor Towers,
Plot No. C-62, G- Block, Opp. Trident Hotel,
Bandra Kurla Complex, Bandra (East),
Mumbai 400 098


Dear Sir/Madam,

Sub: Information as per Regulation 31 of the SEBI (Listing Obligation and Disclosure Requirements) Regulations, 2015.

=====
We submit herewith a Statement giving information regarding Shareholding Pattern of the Company for the Quarter Ended 31st December 2020, in the prescribed format.

This is for your information and record.

For Abhinandan Enterprises Limited



Shashi Kumar Dujari
Director
DIN 00116132




Encl: As above

Holding of specified securities

Annexure - I

1. Name of Listed Entity :	Abhinandan Enterprises Limited
2. Scrip Code/Name of Scrip/Class of Security :	501010 / Equity
3. Share Holding Pattern Filed under: Reg. 31(1)(a)/Reg. 31(1)(b)/Reg.31(1)(c)	Regulation 31 (1) (b)
a. If under 31(1)(b) then indicate the report for Quarter ending	31-12-2020
b. If under 31(1)(c) then indicate date of allotment/extinguishment :	
4. Declaration: The Listed entity is required to submit the following declaration to the extent of submission of information:-	
Particulars	Yes*/No*
1 Whether the Listed Entity has issued any partly paid up shares?	No
2 Whether the Listed Entity has issued any Convertible Securities?	No
3 Whether the Listed Entity has issued any Warrants?	No
4 Whether the Listed Entity has any shares against which depository receipts are issued?	No
5 Whether the Listed Entity has any shares in locked-in?	No
6 Whether any shares held by promoters are pledge or otherwise encumbered?	No
7. Whether company has equity shares with differential voting rights?	No
8. Whether the listed entity has any significant beneficial owner?	No
9. Whether the listed entity is Public Sector Undertaking (PSU)?	No
<p>* If the Listed Entity selects the option 'No' for the questions above, the columns for the partly paid up shares, Outstanding Convertible Securities/Warrants, depository receipts, locked-in shares, No of shares pledged or otherwise encumbered by promoters, as applicable, shall not be displayed at the time of dissemination on the Stock Exchange website. Also wherever there is 'No' declared by Listed Entity in above table the values will be considered as 'Zero' by default on submission of the format of holding of specified securities.</p>	



Name of the Company : Abhinandan Enterprises Limited
 Script Code : Equity
 As on : 31-12-2020

Table I - Summary Statement holding of specified securities

Category (I)	Category of shareholder (II)	Nos. of shareholders (III)	No. of fully paid up equity shares held (IV)	No. of Partly paid-up equity shares held (V)	No. of shares underlying Depository Receipts (VI)	Total nos. shares held (VII) = (IV)+(V)+(VI)	Shareholding as a % of total no. of shares (calculated as per SCRR, 1957) (VIII) As a % of (A+B+C2)	Number of Voting Rights held in each class of securities (IX)			No. of Shares Underlying Outstanding convertible securities (including Warrants) (X)	Shareholding, as a % assuming full conversion of convertible securities (as a percentage of diluted share capital) (XI) = (VII)+(X) As a % of (A+B+C2)	Number of Locked in shares (XII)		Number of Shares pledged or otherwise encumbered (XIII)		Number of equity shares held in dematerialized form (XIV)	
								No of Voting Rights					Total as a % of (A+B+C)	No. (a)	As a % of total Shares held (b)	No. (a)		As a % of total Shares held (b)
								Class eg: X	Class eg: Y	Total								
(A)	Promoter & Promoter Group	4	303550			303550	26.28	303550		303550	26.28	0	0	0	0	303500		
(B)	Public	92	851450			851450	73.72	851450		851450	73.72	0	0	0	0	823800		
(C)	Non Promoter- Non Public																	
(C1)	Shares underlying DRs																	
(C2)	Shares held by Employee Trusts																	
	Total	96	1155000			1155000	100	1155000		1155000	100	0	0	0	0	1127300		



Table II - Statement showing shareholding pattern of the Promoter and Promoter Group

	Category & Name of the Shareholders (I)	No. of shareholder (III)	No. of fully paid up equity shares held (IV)	Partly paid-up equity shares held (V)	Nos. of shares underlying Depository Receipts (VI)	Total nos. shares held (VII = IV+V+VI)	Shareholding % calculated as per SCRR, 1957 As a % of (A+B+C2) (VIII)	Number of Voting Rights held in each class of securities (IX)				No. of Shares Underlying Outstanding convertible securities (including Warrants) (X)	Shareholding, as a % assuming full conversion of convertible securities (as a percentage of diluted share capital) (XI) = (VII)+(X) as a % of A+B+C2	Number of Locked in shares (XII)		Number of Shares pledged or otherwise encumbered (XIII)		Number of equity shares held in dematerialized form (XIV)	
								No of Voting Rights			Total as a % of Total Voting rights			No. (a)	As a % of total Shares held (b)	No. (a)	As a % of total shares held (b)		
								Class X	Class Y	Total									
-1	Indian		0	0		0		0	0										
(a)	Individuals/Hindu undivided Family	1	50	0		50	0	50	50	0.00		0	0	0.00	0	0.00			0
	SUNIL SURVE	1	50	0		50	0	50	50	0.00		0	0	0.00	0	0.00			0
(b)	Central Government/ State Government(s)		0	0		0		0	0										
(c)	Financial Institutions/ Banks		0	0		0		0	0										
(d)	Any Other (specify)	3	303500	0		303500	26.28	303500	303500	26.28		26.28	0	0.00	0	0.00			303500
	RISHABH ENTERPRISES LTD	1	94500	0		94500	8.18	94500	94500	8.18		8.18	0	0.00	0	0.00			94500
	SHRI GURUDEV EN TRADE LTD	1	99500	0		99500	8.61	99500	99500	8.61		8.61	0	0.00	0	0.00			99500
	BHAIRAV ENTERPRISES LIMITED	1	109500	0		109500	9.48	109500	109500	9.48		9.48	0	0.00	0	0.00			109500
Sub-Total (A)(1)		4	303550	0		303550	26.28	303550	303550	26.28		26.28	0	0.00	0	0.00			303500
-2	Foreign		0	0		0		0	0										
(a)	Individuals (NonResident Individuals/ Foreign Individuals)		0	0		0		0	0										
(b)	Government		0	0		0		0	0										
(c)	Institutions		0	0		0		0	0										
(d)	Foreign Portfolio Investor		0	0		0		0	0										
(e)	Any Other (specify)		0	0		0		0	0										
Sub-Total (A)(2)			0	0		0		0	0										
Total Shareholding of Promoter and Promoter Group (A)=(A)(1)+(A)(2)		4	303550	0		303550	26.28	303550	303550	26.28		26.28	0	0.00					303500



Details of Shares which remain unclaimed may be given hear along with details such as number of shareholders, outstanding shares held in demat/unclaimed suspense account, voting rights which are frozen etc. Note: (1) PAN would not be displayed on website of Stock Exchange(s). (2) The term Encumbrance has the same meaning as assigned under regulation 28(3) of SEBI (Substantial Acquisition of Shares and Takeovers) Regulations, 2011.

Table III - Statement showing shareholding pattern of the Public shareholder

	Category & Name of the Shareholders (I)	No. of shareholder (III)	No. of fully paid up equity shares held (IV)	Partly paid-up equity shares held (V)	Nos. of shares underlying Depository Receipts (VI)	Total nos. shares held (VII = IV+V+VI)	Shareholding % calculated as per SCRR, 1957 As a % of (A+B+C 2) (VIII)	Number of Voting Rights held in each class of securities (IX)			No. of Shares Underlying Outstanding convertible securities (including Warrants) (X)	Shareholding , as a % assuming full conversion of convertible securities (as a percentage of diluted share capital) (XI) = (VII)+(X) as a % of A+B+C2	Number of Locked in shares (XII)		Number of Shares pledged or otherwise encumbered (XIII)		Number of equity shares held in dematerialized form (XIV)	
								No of Voting Rights					Total as a % of Total Voting rights	No. (a)	As a % of total Shares held (b)	No. (a)		As a % of total shares held (b)
								Class X	Class Y	Total								
-1	Institutions		0	0		0		0										
(a)	Mutual Funds		0	0		0		0										
(b)	Venture Capital Funds		0	0		0		0										
(c)	Alternate Investment Funds		0	0		0		0										
(d)	Foreign Venture Capital Investors		0	0		0		0										
(e)	Foreign Portfolio Investors		0	0		0		0										
(f)	Financial Institutions/ Banks		0	0		0		0										
(g)	Insurance Companies		0	0		0		0										
(h)	Provident Funds/ Pension Funds		0	0		0		0										
(i)	Any Other (specify)		0	0		0		0										
Sub-Total (B)(1)			0	0		0		0										
-2	Central Government/ State Government(s)/ President of India		0	0		0		0										
Sub-Total (B)(2)			0	0		0		0										
-3	Non-institutions		0	0		0		0										
(a(i))	Individuals - i. Individual shareholders holding nominal share capital up to Rs. 2 lakhs.	46	6000	0		6000	0.52	6000		6000	0.52	0.52	0	0				2850
(a(ii))	Individuals - ii. Individual shareholders holding nominal share capital in excess of Rs. 2 lakhs.		0	0		0		0		0								
(b)	NBFCs registered with RBI		0	0		0		0		0								
(c)	Employee Trusts		0	0		0		0		0								
(d)	Overseas Depositories (holding DRs) (balancing figure)		0	0		0		0		0								
(e)	Any Other (specify)	46	845450	0		845450	73.2	845450		845450	73.2	73.2	0	0				820950
	HUF	2	100	0		100	0.01	100		100	0.01	0.01	0	0				100
	A-ONE COMMERCE PRIVATE LIMITED	1	12000	0		12000	1.04	12000		12000	1.04	1.04	0	0				12000
	SUB ROSA TRADING ENTERPRISES LLP	1	12050	0		12050	1.04	12050		12050	1.04	1.04	0	0				12050
	WARDEN INTERNATIONAL PRIVATE LIMITED	1	23000	0		23000	1.99	23000		23000	1.99	1.99	0	0				23000
	GULSHAN INVESTMENTS CO LTD	1	24000	0		24000	2.08	24000		24000	2.08	2.08	0	0				0
	WARDEN PACKAGING & CONTAINERS PVT LTD	1	42100	0		42100	3.65	42100		42100	3.65	3.65	0	0				42100
	SUN-N-SEA TRADING CO PVT LTD	1	56000	0		56000	4.85	56000		56000	4.85	4.85	0	0				56000
	TERRA FIRMA TRADING LLP	1	57050	0		57050	4.94	57050		57050	4.94	4.94	0	0				57050
	LYNX MACHINERY & COMMERCIALS LTD	1	110000	0		110000	9.52	110000		110000	9.52	9.52	0	0				110000
	WARDEN EXPORTS PRIVATE LIMITED	1	112100	0		112100	9.71	112100		112100	9.71	9.71	0	0				112100
	BAJRANG FINANCE LTD	1	120000	0		120000	10.39	120000		120000	10.39	10.39	0	0				120000
	PRAGATI HOLDINGS PVT LTD	1	120000	0		120000	10.39	120000		120000	10.39	10.39	0	0				120000
	HANUMAN FORGING AND ENGINEERING PRIVATE LIMITED	1	130000	0		130000	11.26	130000		130000	11.26	11.26	0	0				130000
	Bodies Corporate	44	845350	0		845350	73.19	845350		845350	73.19	73.19	0	0				820850
Sub-Total (B)(3)		92	851450	0		851450	73.72	851450		851450	73.72	73.72	0	0				823800
Total Public Shareholding (B)=(B)(1)+(B)(2)+(B)(3)		92	851450	0		851450	73.72	851450		851450	73.72	73.72	0	0				823800


Details of the shareholders acting as persons in Concert including their Shareholding (No. and %): Details of Shares which remain unclaimed may be given here along with details such as number of shareholders, outstanding shares held in demat/unclaimed suspense account, voting

rights which are frozen etc. Note: (1) PAN would not be displayed on website of Stock Exchange(s). (2) The above format needs to be disclosed along with the name of following persons: Institutions/Non Institutions holding more than 1% of total number of shares. (3) W.r.t. the information pertaining to Depository Receipts, the same may be disclosed in the respective columns to the extent information available and the balance to be disclosed as held by custodian,



Table IV - Statement showing shareholding pattern of the Non Promoter- Non Public shareholder

	Category & Name of the Shareholders (I)	No. of shareholder (III)	No. of fully paid up equity shares held (IV)	Partly paid-up equity shares held (V)	Nos. of shares underlying Depository Receipts (VI)	Total nos. shares held (VII = IV+V+VI)	Shareholding % calculated as per SCRR, 1957 As a % of (A+B+C2) (VIII)	Number of Voting Rights held in each class of securities (IX)			No. of Shares Underlying convertible securities (including Warrants) (X)	Shareholding , as a % assuming full conversion of convertible securities (as a percentage of diluted share capital) (XI) = (VII)+(X) as a % of A+B+C2	Number of Locked in shares (XII)		Number of Shares pledged or otherwise encumbered		Number of equity shares held in dematerialized form (XIV)	
								No of Voting Rights					Total as a % of Total Voting rights	No. (a)	As a % of total Shares held (b)	No. (a)		As a % of total shares held (b)
								Class X	Class Y	Total								
1	Custodian/DR Holder																	
(a)	Name of DR Holder (if available)																	
	Sub-Total C (1)	0	0	0	0	0	0	0	0	0	0	0	0	0	0	0	0	0
2	Employee Benefit Trust (under SEBI (Share based Employee Benefit) Regulations, 2014)																	
(a)	Name (abc...																	
	Sub-Total C (2)	0	0	0	0	0	0	0	0	0	0	0	0	0	0	0	0	0
	Total Non-Promoter- Non Public Shareholding (C)= C (1) + C (2)	0	0	0	0	0	0	0	0	0	0	0	0	0	0	0	0	0



Note (1) PAN would not be displayed on website of Stock Exchange(s),(2) The above format needs to disclose name of all holders holding more than 1% of total number of shares (3) W.r.t. the information pertaining to Depository Receipts, the same may be disclosed in the respective columns to the extent information available,

Table V - Statement showing of significant beneficial owners (SBOs)

Sr. No.	Details of the significant beneficial owners (i)		Details of the registered owner (ii)		Details of holding/ exercise of right of the SBO in the reporting company, whether direct or indirect : (iii)	Date of creation / acquisition of significant beneficial interest (iv)
	Name	Nationality	Name	Nationality	Shareholding as a % of total no of shares (calculated as per SCRR, 1957 As as % of (A+B+C2)	

