

(1)(a) Statement showing ShareHolding Pattern

Name of the Company : Abhinandan Enterprises Ltd

Quarter Ended : 30-06-2013


Scrip Code : 501010

Partly paid-up Shares	No.of Partly paid-up Shares	As a % of total No. of Partly paid-up Shares	As a % of Total no. of Shares of the Company
Held by Promoters/ Promoters Group	0		
Held by Public	0		
TOTAL - D	0		

Outstanding Conv. Securities	No.of Outstanding Securities	As a % of Total no.of O/S Conv.Securities	As a % of Total no.of shares of the Co., assuming full conv.
Held by Promoters/ Promoters Group	0		
Held by Public	0		
TOTAL - E	0		

Warrants :	No.of Warrants	As a % of Total no.of Warrants	As a % of Total no.of shares of the Co., assuming full conv.
Held by Promoters/ Promoters Group	0		
Held by Public	0		
TOTAL - F	0		

Total paid-up Capital of the Company assum- ing full conv. Of warrants & securities	245000
------------------------------------------------------------------------------------------------	---------------



Statement Showing Shareholding Pattern - Table (I)(a)

Abhinandan Enterprises Ltd

Serip Code : 501010

Quarter Ended : 30-06-2013

Category code	Category of Shareholder	Number of Shareholders	Total number of shares	Number of shares held in dematerialized form	Total shareholding as a percentage of total number of shares		Shares pledged or otherwise encumbered	
					As a percentage of(A+B) ¹	As a percentage of (A+B+C)	Number of shares	As a % of Total No. of Shares
(A)	Shareholding of Promoter and Promoter Group²							
1	Indian							
a	Individual Huf	5	250	0	0.102	0.102	0	0.000
b	Central/State Gov	0	0	0	0.000	0.000	0	0.000
c	Bodies Corporates	5	96000	96000	39.184	39.184	0	0.000
d	Fins / Banks	0	0	0	0.000	0.000	0	0.000
e	Any Other specify	0	0	0	0.000	0.000	0	0.000
e-1		0	0	0	0.000	0.000	0	0.000
e-2		0	0	0	0.000	0.000	0	0.000
	Sub Total(A)(1)	10	96250	96000	39.286	39.286	0	0.000
2	Foreign							
a	Indv NRI/For Ind	0	0	0	0.000	0.000	0	0.000
b	Bodies Corporate	0	0	0	0.000	0.000	0	0.000
c	Institutions	0	0	0	0.000	0.000	0	0.000
d	Qualified For. Inv.	0	0	0	0.000	0.000	0	0.000
e	Any Other Specify	0	0	0	0.000	0.000	0	0.000
e-1		0	0	0	0.000	0.000	0	0.000
e-2		0	0	0	0.000	0.000	0	0.000
	Sub Total(A)(2)	0	0	0	0.000	0.000	0	0.000
	Total Shareholding of Promoter and Promoter Group Total (A)= (A)(1)+(A)(2)	10	96250	96000	39.286	39.286	0	0.000
(B)	Public shareholding							
1	Institutions							
a	Mutual Funds	0	0	0	0.000	0.000		
b	Fins / Banks	0	0	0	0.000	0.000		
c	Central/State Govt	0	0	0	0.000	0.000		
d	Venture Cap Fund	0	0	0	0.000	0.000		
e	Insurance Comp(s)	0	0	0	0.000	0.000		
f	Foreign Ins Invest	0	0	0	0.000	0.000		
g	Foreign Ven Cap In	0	0	0	0.000	0.000		



Statement Showing Shareholding Pattern - Table (I)(a)

Abhinandan Enterprises Ltd


Scrip Code : 501010

Quarter Ended : 30-06-2013


Category code	Category of Shareholder	Number of Shareholders	Total number of shares	Number of shares held in dematerialized form	Total shareholding as a percentage of total number of shares		Shares pledged or otherwise encumbered	
					As a percentage of (A+B) ¹	As a percentage of (A+B+C)	Number of shares	As a % of Total No. of Shares
h	Qualified For. Inv.	0	0	0	0.000	0.000		
i	Any Other -Specify	0	0	0	0.000	0.000		
i-1		0	0	0	0.000	0.000		
i-2		0	0	0	0.000	0.000		
	Sub-Total (B)(1)	0	0	0	0.000	0.000		
B 2	Non-institutions							
a	Bodies Corporates	45	143100	117600	58.408	58.408		
b	Individuals							
	i) upto Rs 1-Lac	70	5650	1500	2.306	2.306		
	ii) above Rs1-Lac	0	0	0	0.000	0.000		
c	Qualified For. Inv.	0	0	0	0.000	0.000		
d	Any Other -Clr-Mem	0	0	0	0.000	0.000		
d-1		0	0	0	0.000	0.000		
d-2		0	0	0	0.000	0.000		
	-OCB	0	0	0	0.000	0.000		
	-NRI	0	0	0	0.000	0.000		
	Sub-Total (B)(2)	115	148750	119100	60.714	60.714		
(B)	Total (B)=(B)(1)+(B)(2)	115	148750	119100	60.714	60.714		
	TOTAL (A)+(B)	125	245000	215100		100.000	0	0.000
(C)	Held by Custodians against Depository Receipts							
	PROMOTER & PRO GRP	0	0	0		0.000		
	PUBLIC	0	0	0		0.000		
	GRAND TOTAL (A)+(B)+(C)	125	245000	215100		100.000	0	0.000



(f)(c) Statement showing holding of securities (including shares, warrants, convertible securities) of persons belonging to the category "Public" and holding more than 1% of the total number of shares										
Sr. No.	Ref-Num	Name of the shareholder	Number of shares	Shares as a percentage of total number of shares (i.e., Grand Total (A)+(B)+(C) indicated in Statement at para (f)(a) above)	Details of warrant		Details of convertible securities		Total shares (including underlying shares assuming full conversion of warrant and convertible securities) as a % of diluted share capital	
					Number of warrants held	As a % of total No of warrants of the same class	Number of convertible securities held	As a % of total No of convertible securities of the same class		
1	AAACA3879Q	A-ONE COMMERCE PRIVATE LIMITED	12000	4.898	0	0.000	0	0.000	4.898	
2	AAACC1597K	CANDOUR SYNPLAST PVT LTD	6600	2.694	0	0.000	0	0.000	2.694	
3	AAACG1281G	GRANDIOSE HOLDING CO PVT LTD	6050	2.469	0	0.000	0	0.000	2.469	
4	00023D	GULSHAN INVESTMENTS CO LTD	24000	9.796	0	0.000	0	0.000	9.796	
5	AAACL4374K	LYNX MACHINERY & COMMERCIALS LTD	24500	10.000	0	0.000	0	0.000	10.000	
6	AAACR6680L	RAJAN ENTERPRISES PRIVATE LIMITED	10000	4.082	0	0.000	0	0.000	4.082	
7	AAACS8241A	SUB ROSA INVESTMENT ENTERPRISES PVT	12050	4.918	0	0.000	0	0.000	4.918	
8	AAACW0365K	WARDEN EXPORTS PRIVATE LIMITED	10100	4.122	0	0.000	0	0.000	4.122	
9	AAACC1578L	WARDEN INFRA PROJECTS PRIVATE LIMIT	2600	1.061	0	0.000	0	0.000	1.061	
10	AAACW0749H	WARDEN INTERNATIONAL (AGENCIES) PVT	23000	9.388	0	0.000	0	0.000	9.388	
11	AAACW0369F	WARDEN PACKAGING & CONTAINERS PVT L	10100	4.122	0	0.000	0	0.000	4.122	
				0.000						
		Total	141000	57.551	0	0.000	0	0.000	57.550	




(I)(c) Statement showing holding of securities (including shares, warrants, convertible securities) of persons (together with PAC) belonging to the category									
"Public" and holding more than 5% of the total number of shares									
Sr. No.	Ref-Num	Name of the shareholder	Number of shares	Shares as a percentage of total number of shares (i.e., Grand Total (A)+(B)+(C) indicated in Statement at para (I)(a) above)	Details of warrant		Details of convertible securities		Total shares (including underlying shares assuming full conversion of warrant and convertible securities) as a % of diluted share capital
					Number of warrants held	As a % of total No of warrants of the same class	Number of convertible securities held	As a % of total No of convertible securities of the same class	
1	000230	GULSHAN INVESTMENTS CO LTD	24000	9.796	0	0.000	0	0.000	9.796
2	AAACL4374K	LYNX MACHINERY & COMMERCIALS LTD	24500	10.000	0	0.000	0	0.000	10.000
3	AAACW0749H	WARDEN INTERNATIONAL (AGENCIES) PVT	23000	9.388	0	0.000	0	0.000	9.388
				0.000					
		Total -Public [5% & above]	71500	29.184	0	0.000	0	0.000	29.184




(D)(d) Statement showing details of locked-in shares

Sr. No.	Ref- Num	Name of the shareholder	Number of locked-in shares	Locked-in shares as a percentage of total number of shares {i.e., Grand Total (A)+(B)+(C) indicated in Statement at para (I)(a) above}	Promoter/Promoter Group/Public
		Total Locked in Shares	0	0.000	



(II)(a) Statement showing details of Depository Receipts (DRs)

Sr. No.	Ref-Num	Name of theHolder	Type of outstanding DR (ADRs, GDRs, SDRs, etc.)	Number of outstanding DRs	Number of shares underlying outstanding DRs	Shares underlying outstanding DRs as a percentage of total number of shares {i.e., Grand Total (A)+(B)+(C) indicated in Statement at para (I)(a) above}



(II)(b) Statement showing Holding of Depository Receipts (DRs), where underlying shares held by Promoter/Promoter Group are in excess of 1% of the total number of shares

Sr. No.	Ref-Num	Name of the DR Holder	Type of outstanding DR (ADRs, GDRs, SDRs, etc.)	Number of outstanding DRs	Number of shares underlying outstanding DRs	Shares underlying outstanding DRs as a percentage of total number of shares {i.e., Grand Total (A)+(B)+(C) indicated in Statement at para (I)(a) above}

