

Name of the Company : **Abhinandan Enterprises Ltd**
 Script Code :
 As on : **31/03/2016**

Table I - Summary Statement holding of specified securities						
Category	Category of shareholder	Nos. of shareholders	No. of fully paid up equity shares held	Total nos. shares held	Shareholding as a % of total no. of shares (calculated as per SCRR, 1957)	Number of equity shares held in dematerialized form
(A)	Promoter & Promoter Group	10	506250	506250	43.831	506000
(B)	Public	116	648750	648750	56.169	619250
(C)	Non Promoter- Non Public	0	0	0	0	0
(C1)	Shares underlying DRs	0	0	0	0	0
(C2)	Shares held by Employee Trusts	0	0	0	0	0
	Total	126	1155000	1155000	100	1125250





Table II - Statement showing shareholding pattern of the Promoter and Promoter Group

	Category & Name of the Shareholders	No. of shareholder	No. of fully paid up equity shares held	Total nos. shares held	Shareholding % calculated as per SCRR, 1957	Number of equity shares held in dematerialized form
1	Indian					
(a)	Individuals/Hindu undivided Family	5	250	250	0.022	0
	SUSHIL LUNIA	1	50	50	0.004	0
	SARITA LUNIA	1	50	50	0.004	0
	SURESH P UPADHYAY	1	50	50	0.004	0
	SUNIL SURVE	1	50	50	0.004	0
	MAHESH P UPADHYAY	1	50	50	0.004	0
(b)	Central Government/ State Government(s)					
		0	0	0	0	0
(c)	Financial Institutions/ Banks					
		0	0	0	0	0
(d)	Any Other (specify)					
		5	506000	506000	43.81	506000
	Bodies Corporate		0			
	SHRI GURUDEV EN TRADE LTD	1	99500	99500	8.615	99500
	RISHABH ENTERPRISES LTD	1	94500	94500	8.182	94500
	VISHVPRABHA TRADING LTD	1	108500	108500	9.394	108500
	BHAIRAV ENTERPRISES LIMITED	1	109500	109500	9.481	109500
	MRUGESH TRADING LIMITED	1	94000	94000	8.139	94000
	Sub-Total-(A) (1)	10	506250	506250	43.831	506000
2	Foreign					
(a)	Indivi/Non-Resi Foreign Indivi					
		0	0	0	0	0
(b)	Government					
		0	0	0	0	0
(c)	Institutions					
		0	0	0	0	0



(d) Foreign Portfolio Investor						
		0	0	0	0	0
(c) Any Other (specify)						
		0	0	0	0	0
Sub-Total-(A)(2)		0	0	0	0	0
Total Shareholding of Promoter and Promoter Group (A) = (A)(1)+(A)(2)		10	506250	506250	43.831	506000





Table III - Statement showing shareholding pattern of the Public shareholder

	Category & Name of the Shareholders	No. of shareholder	No. of fully paid up equity shares held	Total nos. shares held	Shareholding % calculated as per SCRR, 1957	Number of equity shares held in dematerialized form
1	Institutions					
(a)	Mutual Funds/	0	0	0	0	0
(b)	Venture Capital Funds	0	0	0	0	0
(c)	Alternate Investment Funds	0	0	0	0	0
(d)	Foreign Venture Capital Investors	0	0	0	0	0
(e)	Foreign Portfolio Investors	0	0	0	0	0
(f)	Financial Institutions/ Banks	0	0	0	0	0
(g)	Insurance Companies	0	0	0	0	0
(h)	Provident Funds/ Pension Funds	0	0	0	0	0
(i)	Any Other (specify)	0	0	0	0	0
	Sub-Total-(B) (1)	0	0	0	0	0
2	Central Government/ State Government(s)/ President of India	0	0	0	0	0
	Sub-Total-(B)(2)	0	0	0	0	0



3	NON-Institutions					
(a)	Individuals -					
	i. Individual shareholders holding nominal share capital up to Rs. 2 lakhs					
		69	5650	5650	0.489	1650
	ii. Individual shareholders holding nominal share capital in excess of Rs. 2 lakhs					
		1	130000	130000	11.255	130000
	SHIVPRAKASH BHARTIA	1	130000	130000	11.255	130000
(b)	NBFCs registered with RBI					
		0	0	0	0	0
(c)	Employee Trusts					
		0	0	0	0	0
(d)	Overseas Depositories holding DRs) (balancing figure)					
		0	0	0	0	0
(e)	Any Other (specify)					
		46	513100	513100	44.424	487600
	SUB ROSA INVESTMENT	1	12050	12050	1.043	12050
	LYNX MACHINERY AND COMMERCIALS LIMITED	1	274500	274500	23.766	274500
	WARDEN INTERNATIONAL (AGENCIES) PVT LTD	1	23000	23000	1.991	23000
	A-ONE COMMERCE PRIVATE LIMITED	1	12000	12000	1.039	12000
	GULSHAN INVESTMENTS CO LT	1	24000	24000	2.078	0
	BAJRANG FINANCE	1	120000	120000	10.39	120000
	Sub-Total-(B) (3)	116	648750	648750	56.169	619250
	Total Public Shareholding (B)=	116	648750	648750	56.169	619250




Table IV - Statement showing shareholding pattern of the Non Promoter- Non Public shareholder

	Category & Name of the Shareholders	No. of shareholder	No. of fully paid up equity shares held	Total nos. shares held	Number of equity shares held in dematerialized form
1	Custodian/DR				
(a)	Name of DR Holder (if available)				
	Sub-Total [C](1)	0	0	0	0
2	Employee Benefit Trust (under SEBI (Share based Employee Benefit) Regulations, 2014)				
(a)	Name (abc...				
	Sub-Total [C](2)	0	0	0	0
		0	0	0	0

