

# ABHINANDAN ENTERPRISES LIMITED

Regd. Off: Warden House, 340, J.J. Road, Byculla, Mumbai 400 008.

CIN: L17119MH1984PLC217694

Tel. (022) 2302 7900 Fax: (022) 2307 7231

Website: [www.abhinandanenterprisesltd.com](http://www.abhinandanenterprisesltd.com)

Email: [cosec@abhinandanenterprisesltd.com](mailto:cosec@abhinandanenterprisesltd.com)

January 16, 2017

To

Metropolitan Stock Exchange of India Limited

4<sup>th</sup> Floor, Vibgyor Towers,

Plot No. C 62, G Block, Opp. Trident Hotel,

Bandra Kurla Complex, Bandra (E)

Mumbai – 400 098.

Dear Sirs

**Sub.: Information as per Regulation 31 of SEBI (Listing Obligations & Disclosure Requirements) Regulations, 2015.**


---

We submit herewith a Statement giving information regarding shareholding pattern of the Company for the Quarter ended 31<sup>st</sup> December, 2016, in the prescribed format.

Thanking you

Yours truly,

For Abhinandan Enterprises Limited



Sunil Y. Surve  
Director.

Encl.: as above.

Name of the Company : Abhinandan Enterprises Ltd  
 Script Code : 501010  
 As on : 31-12-2016

Table I - Summary Statement holding of specified securities						
Category	Category of shareholder	Nos. of shareholders	No. of fully paid up equity shares held	Total nos. shares held	Shareholding as a % of total no. of shares (calculated as per SCRR, 1957)	Number of equity shares held in dematerialized form
(A)	Promoter & Promoter Group	10	506250	506250	43.831	506000
(B)	Public	115	648750	648750	56.169	619400
(C)	Non Promoter- Non Public	0	0	0	0	0
(C1)	Shares underlying DRs	0	0	0	0	0
(C2)	Shares held by Employee Trusts	0	0	0	0	0
	<b>Total</b>	<b>125</b>	<b>1155000</b>	<b>1155000</b>	<b>100</b>	<b>1125400</b>





Table II - Statement showing shareholding pattern of the Promoter and Promoter Group

	Category & Name of the Shareholders	No. of shareholder	No. of fully paid up equity shares held	Total nos. shares held	Shareholding % calculated as per SCRR, 1957	Number of equity shares held in dematerialized form
<b>1</b>	<b>Indian</b>					
(a)	<b>Individuals/Hindu undivided Family</b>	<b>5</b>	<b>250</b>	<b>250</b>	<b>0.022</b>	<b>0</b>
	MAHESH P UPADHYAY	1	50	50	0.004	0
	SURESH P UPADHYAY	1	50	50	0.004	0
	SUNIL SURVE	1	50	50	0.004	0
	SUSHIL LUNIA	1	50	50	0.004	0
	SARITA LUNIA	1	50	50	0.004	0
(b)	<b>Central Government/ State Government(s)</b>					
		0	0	0	0	0
(c)	<b>Financial Institutions/ Banks</b>					
		0	0	0	0	0
(d)	<b>Any Other (specify)</b>					
		5	506000	506000	43.81	506000
	Bodies Corporate		0			
	SHRI GURUDEV EN TRADE LTD	1	99500	99500	8.615	99500
	RISHABH ENTERPRISES LTD	1	94500	94500	8.182	94500
	VISHVPRABHA TRADING LTD	1	108500	108500	9.394	108500
	BHAIRAV ENTERPRISES LIMITED	1	109500	109500	9.481	109500
	MRUGESH TRADING LIMITED	1	94000	94000	8.139	94000
	<b>Sub-Total-(A) (1)</b>	<b>10</b>	<b>506250</b>	<b>506250</b>	<b>43.831</b>	<b>506000</b>
<b>2</b>	<b>Foreign</b>					
(a)	<b>Indivi/Non-Resi Foreign Indivi</b>					
		0	0	0	0	0
(b)	<b>Government</b>					
		0	0	0	0	0
(c)	<b>Institutions</b>					
		0	0	0	0	0
(d)	<b>Foreign Portfolio Investor</b>					
		0	0	0	0	0



(e) Any Other (specify)						
	0	0	0	0	0	0
Sub-Total-(A)(2)	0	0	0	0	0	0
Total Shareholding of Promoter and Promoter Group (A)= (A)(1)+(A)(2)	10	506250	506250	43.831		506000


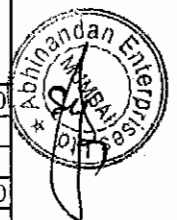


Table III - Statement showing shareholding pattern of the Public shareholder

	Category & Name of the Shareholders	No. of shareholder	No. of fully paid up equity shares held	Total nos. shares held	Shareholding % calculated as per SCRR, 1957	Number of equity shares held in dematerialized form
<b>1</b>	<b>Institutions</b>					
(a)	Mutual Funds/	0	0	0	0	0
(b)	Venture Capital Funds	0	0	0	0	0
(c)	Alternate Investment Funds	0	0	0	0	0
(d)	Foreign Venture Capital Investors	0	0	0	0	0
(e)	Foreign Portfolio Investors	0	0	0	0	0
(f)	Financial Institutions/ Banks	0	0	0	0	0
(g)	Insurance Companies	0	0	0	0	0
(h)	Provident Funds/ Pension Funds	0	0	0	0	0
(i)	Any Other (specify)	0	0	0	0	0
	Sub-Total-(B) (1)	0	0	0	0	0
<b>2</b>	<b>Central Government/ State Government(s)/ President of India</b>					
		0	0	0	0	0
	Sub-Total-(B)(2)	0	0	0	0	0
<b>3</b>	<b>NON-Institutions</b>					
(a)	Individuals -					



	i. Individual shareholders holding nominal share capital up to Rs. 2 lakhs.					
		68	5600	5600	0.485	1650
	ii. Individual shareholders holding nominal share capital in excess of Rs. 2 lakhs.					
		1	130000	130000	11.255	130000
	SHIVPRAKASH BHARTIA	1	130000	130000	11.255	130000
	(b) NBFCs registered with RBI					
		0	0	0	0	0
	(c) Employee Trusts					
		0	0	0	0	0
	(d) Overseas Depositories holding DRs) (balancing figure)					
		0	0	0	0	0
	(e) Any Other (specify)					
		46	513150	513150	44.429	487750
	SUB ROSA INVESTMENT	1	12050	12050	1.043	12050
	GULSHAN INVESTMENTS CO LT	1	24000	24000	2.078	0
	WARDEN INTERNATIONAL (AGENCIES) PVT LTD	1	23000	23000	1.991	23000
	LYNX MACHINERY AND COMMERCIALS LIMITED	1	274500	274500	23.766	274500
	BAJRANG FINANCE	1	120000	120000	10.39	120000
	A-ONE COMMERCE PRIVATE LIMITED	1	12000	12000	1.039	12000
	Sub-Total-(B) (3)	115	648750	648750	56.169	619400
	Total Public Shareholding (B)= (B)(1)+(B)(2)+(B)(3)	115	648750	648750	56.169	619400



Table IV - Statement showing shareholding pattern of the Non Promoter- Non Public shareholder

	Category & Name of the Shareholders	No. of shareholder	No. of fully paid up equity shares held	Total nos. shares held	Number of equity shares held in dematerialized form
	<b>1 Custodian/DR</b>				
(a)	<b>Name of DR Holder (if available)</b>				
	Sub-Total [C](1)	0	0	0	0
	<b>2 Employee Benefit Trust (under SEBI (Share based Employee Benefit) Regulations, 2014)</b>				
(a)	<b>Name (abc...</b>				
	Sub-Total [C](2)	0	0	0	0
		0	0	0	0

