

ABHINANDAN ENTERPRISES LIMITED

Regd. Off: Warden House, 340, J.J. Road, Byculla, Mumbai 400 008.

CIN: L17119MH1984PLC217694

Tel. (022) 2302 7900 Fax: (022) 2307 7231

Website: www.abhinandanenterprisesltd.com

Email: cosec@abhinandanenterprisesltd.com

July 18, 2017

To
Metropolitan Stock Exchange of India Limited
4th Floor, Vibgyor Towers,
Plot No. C 62, G Block, Opp. Trident Hotel,
Bandra Kurla Complex, Bandra (E)
Mumbai – 400 098.


Dear Sirs

Sub.: Information as per Regulation 31 of SEBI (Listing Obligations & Disclosure Requirements) Regulations, 2015.

We submit herewith a Statement giving information regarding shareholding pattern of the Company for the Quarter ended June 30, 2017 in the prescribed format.

Thanking you

Yours truly,
For Abhinandan Enterprises Limited


Sunil Y. Surve
Director.



Encl.: as above.

Name of the Company : Abhinandan Enterprises Ltd
 Script Code : 501010
 As on : 30-06-2017


Table I - Summary Statement holding of specified securities

Category	Category of shareholder	Nos. of shareholders	No. of fully paid up equity shares held	Total nos. shares held	Shareholding as a % of total no. of shares (calculated as per SCRR, 1957)	Number of equity shares held in dematerialized form
(A)	Promoter & Promoter Group	10	506250	506250	43.831	506000
(B)	Public	111	648750	648750	56.169	619400
(C)	Non Promoter- Non Public	0	0	0	0	0
(C1)	Shares underlying DRs	0	0	0	0	0
(C2)	Shares held by Employee Trusts	0	0	0	0	0
	Total	121	1155000	1155000	100	1125400



Table II - Statement showing shareholding pattern of the Promoter and Promoter Group

	Category & Name of the Shareholders	No. of shareholder	No. of fully paid up equity shares held	Total nos. shares held	Shareholding % calculated as per SCRR, 1957	Number of equity shares held in dematerialized form
1	Indian					
(a)	Individuals/Hindu undivided Family	5	250	250	0.022	0
	SUNIL SURVE	1	50	50	0.004	0
	SURESH P UPADHYAY	1	50	50	0.004	0
	SUSHIL LUNIA	1	50	50	0.004	0
	SARITA LUNIA	1	50	50	0.004	0
	MAHESH P UPADHYAY	1	50	50	0.004	0
(b)	Central Government/ State Government(s)					
		0	0	0	0	0
(c)	Financial Institutions/ Banks					
		0	0	0	0	0
(d)	Any Other (specify)					
		5	506000	506000	43.81	506000
	Bodies Corporate		0			
	RISHABH ENTERPRISES LTD	1	94500	94500	8.182	94500
	VISHVPRABHA TRADING LTD	1	108500	108500	9.394	108500
	BHAIRAV ENTERPRISES LIMITED	1	109500	109500	9.481	109500
	MRUGESH TRADING LIMITED	1	94000	94000	8.139	94000
	SHRI GURUDEV EN TRADE LTD	1	99500	99500	8.615	99500
	Sub-Total-(A) (1)	10	506250	506250	43.831	506000
2	Foreign					
(a)	Indivi/Non-Resi Foreign Indivi					
		0	0	0	0	0
(b)	Government					
		0	0	0	0	0
(c)	Institutions					
		0	0	0	0	0
(d)	Foreign Portfolio Investor					
		0	0	0	0	0




(c) Any Other (specify)						
	0	0	0	0	0	0
Sub-Total-(A)(2)	0	0	0	0	0	0
Total Shareholding of Promoter and Promoter Group (A)= (A)(1)+(A)(2)	10	506250	506250	43.831		506000



Table III - Statement showing shareholding pattern of the Public shareholder

	Category & Name of the Shareholders	No. of shareholder	No. of fully paid up equity shares held	Total nos. shares held	Shareholding % calculated as per SCRR, 1957	Number of equity shares held in dematerialized form
1	Institutions					
(a)	Mutual Funds/	0	0	0	0	0
(b)	Venture Capital Funds	0	0	0	0	0
(c)	Alternate Investment Funds	0	0	0	0	0
(d)	Foreign Venture Capital Investors	0	0	0	0	0
(e)	Foreign Portfolio Investors	0	0	0	0	0
(f)	Financial Institutions/ Banks	0	0	0	0	0
(g)	Insurance Companies	0	0	0	0	0
(h)	Provident Funds/ Pension Funds	0	0	0	0	0
(i)	Any Other (specify)	0	0	0	0	0
	Sub-Total-(B) (1)	0	0	0	0	0
2	Central Government/ State Government(s)/ President of India					
		0	0	0	0	0
	Sub-Total-(B)(2)	0	0	0	0	0
3	NON-Institutions					
(a)	Individuals -					



	i. Individual shareholders holding nominal share capital up to Rs. 2 lakhs.					
		66	5700	5700	0.494	1650
	ii. Individual shareholders holding nominal share capital in excess of Rs. 2 lakhs.					
		1	130000	130000	11.255	130000
	SHIVPRAKASH BHARTIA	1	130000	130000	11.255	130000
	(b) NBFCs registered with RBI					
		0	0	0	0	0
	(c) Employee Trusts					
		0	0	0	0	0
	(d) Overseas Depositories holding DRs) (balancing figure)					
		0	0	0	0	0
	(e) Any Other (specify)					
		44	513050	513050	44.42	487750
	A-ONE COMMERCE PRIVATE LIMITED	1	12000	12000	1.039	12000
	WARDEN EXPORTS PRIVATE LIMITED	1	60100	60100	5.203	60100
	BAJRANG FINANCE	1	120000	120000	10.39	120000
	WARDEN INTERNATIONAL (AGENCIES) PVT LTD	1	23000	23000	1.991	23000
	GULSHAN INVESTMENTS CO LT	1	24000	24000	2.078	0
	SUB ROSA INVESTMENT	1	12050	12050	1.043	12050
	LYNX MACHINERY AND COMMERCIALS LIMITED	1	224500	224500	19.437	224500
	Sub-Total-(B) (3)	111	648750	648750	56.169	619400
	Total Public Shareholding (B)= (B)(1)+(B)(2)+(B)(3)	111	648750	648750	56.169	619400




Table IV - Statement showing shareholding pattern of the Non Promoter- Non Public shareholder

	Category & Name of the Shareholders	No. of shareholder	No. of fully paid up equity shares held	Total nos. shares held	Number of equity shares held in dematerialized form
1	Custodian/DR				
(a)	Name of DR Holder (if available)				
	Sub-Total [C](1)	0	0	0	0
2	Employee Benefit Trust (under SEBI (Share based Employee Benefit) Regulations, 2014)				
(a)	Name (abc...				
	Sub-Total [C](2)	0	0	0	0
		0	0	0	0

