

(1)(a) Statement showing ShareHolding Pattern

Name of the Company : Abhinandan Enterprises Ltd

Quarter Ended : 31-12-2013

Scrip Code : 501010

Partly paid-up Shares	No.of Partly paid-up Shares	As a % of total No. of Partly paid-up Shares	As a % of Total no. of Shares of the Company
Held by Promoters/ Promoters Group	0		
Held by Public	0		
TOTAL - D	0		

Outstanding Conv. Securities	No.of Outstanding Securities	As a % of Total no.of O/S Conv.Securities	As a % of Total no.of shares of the Co., assuming full conv.
Held by Promoters/ Promoters Group	0		
Held by Public	0		
TOTAL - E	0		

Warrants :	No.of Warrants	As a % of Total no.of Warrants	As a % of Total no.of shares of the Co., assuming full conv.
Held by Promoters/ Promoters Group	0		
Held by Public	0		
TOTAL - F	0		

Total paid-up Capital of the Company assum- ing full conv. Of warrants & securities	245000
--	---------------



Statement Showing Shareholding Pattern - Table (I)(a)

Abhinandan Enterprises Ltd

Scrip Code : 501010

Quarter Ended : 31-12-2013

Category code	Category of Shareholder	Number of Shareholders	Total number of shares	Number of shares held in dematerialized form	Total shareholding as a percentage of total number of shares		Shares pledged or otherwise encumbered	
					As a percentage of(A+B) ¹	As a percentage of (A+B+C)	Number of shares	As a % of Total No. of Shares
(A)	Shareholding of Promoter and Promoter Group ²							
1	Indian							
a	Individual/Huf	5	250	0	0.102	0.102	0	0.000
b	Central/State Govt	0	0	0	0.000	0.000	0	0.000
c	Bodies Corporates	5	96000	96000	39.184	39.184	0	0.000
d	Fins / Banks	0	0	0	0.000	0.000	0	0.000
e	Any Other specify	0	0	0	0.000	0.000	0	0.000
e-1		0	0	0	0.000	0.000	0	0.000
e-2		0	0	0	0.000	0.000	0	0.000
	Sub Total(A)(1)	10	96250	96000	39.286	39.286	0	0.000
2	Foreign							
a	Indv NRI/For Ind	0	0	0	0.000	0.000	0	0.000
b	Bodies Corporate	0	0	0	0.000	0.000	0	0.000
c	Institutions	0	0	0	0.000	0.000	0	0.000
d	Qualified For Inv.	0	0	0	0.000	0.000	0	0.000
e	Any Other Specify	0	0	0	0.000	0.000	0	0.000
e-1		0	0	0	0.000	0.000	0	0.000
e-2		0	0	0	0.000	0.000	0	0.000
	Sub Total(A)(2)	0	0	0	0.000	0.000	0	0.000
	Total Shareholding of Promoter and Promoter Group Total (A) ³ (A)(1)+(A)(2)	10	96250	96000	39.286	39.286	0	0.000
(B)	Public shareholding							
1	Institutions							
a	Mutual Funds	0	0	0	0.000	0.000	0	0.000
b	Fins / Banks	0	0	0	0.000	0.000	0	0.000
c	Central/State Govt	0	0	0	0.000	0.000	0	0.000
d	Venture Cap Fund	0	0	0	0.000	0.000	0	0.000
e	Insurance Comp(s)	0	0	0	0.000	0.000	0	0.000
f	Foreign Ins Invest	0	0	0	0.000	0.000	0	0.000
g	Foreign Ven Cap In	0	0	0	0.000	0.000	0	0.000




Statement Showing Shareholding Pattern - Table (I)(a)

Abhinandan Enterprises Ltd

Scrip Code : 501010

Quarter Ended : 31-12-2013

Category code	Category of Shareholder	Number of Shareholders	Total number of shares	Number of shares held in dematerialized form	Total shareholding as a percentage of total number of shares		Shares pledged or otherwise encumbered	
					As a percentage of (A+B) ¹	As a percentage of (A+B+C)	Number of shares	As a % of Total No. of Shares
h	Qualified For Inv.	0	0	0	0.000	0.000		
i	Any Other -Specify	0	0	0	0.000	0.000		
i-1		0	0	0	0.000	0.000		
i-2		0	0	0	0.000	0.000		
	Sub-Total (B)(1)	0	0	0	0.000	0.000		
B 2	Non-institutions							
a	Bodies Corporates	45	143100	117600	58.408	58.408		
b	Individuals							
	i) upto Rs 1-Lac	70	5650	1500	2.306	2.306		
	ii) above Rs 1-Lac	0	0	0	0.000	0.000		
c	Qualified For Inv.	0	0	0	0.000	0.000		
d	Any Other -Chr-Misc	0	0	0	0.000	0.000		
d-1		0	0	0	0.000	0.000		
d-2		0	0	0	0.000	0.000		
	-OCB	0	0	0	0.000	0.000		
	-NRI	0	0	0	0.000	0.000		
	Sub-Total (B)(2)	115	148750	119100	60.714	60.714		
(B)	Total (B)=(B)(1)+(B)(2)	115	148750	119100	60.714	60.714		
	TOTAL (A)+(B)	125	245000	215100		100.000	0	0.000
(C)	Held by Custodians against Depository Receipts							
	PROMOTER & PRO GRP	0	0	0		0.000		
	PUBLIC	0	0	0		0.000		
	GRAND TOTAL (A)+(B)+(C)	125	245000	215100		100.000	0	0.000



(1)(b) Statement showing holding of securities (including shares, warrants, convertible securities) of persons belonging to the category "Promoter and Promoter Group"

Sr. No.	Ref. No	Name of the shareholder	Total Shares held		Shares pledged or otherwise encumbered			Details of warrant		Details of convertible securities		Total shares (including underlying shares assuming full conversion of warrant and convertible securities) as a % of diluted share capital
			Number	As a % of grand total (A)+(B)+(C)	Number	% of Total shares held	As a % of grand total (A)+(B)+(C)	Number of warrants held	As a % of total No of warrants of the same class	Number of convertible securities held	As a % of total No of convertible securities of the same class	
1	00013259	SHRI GURUDEV EN TRADE LTD	24500	10.000	0	0.000	0.000	0	0.000	0	0.000	10.000
2	00013278	RISHABH ENTERPRISES LTD	24500	10.000	0	0.000	0.000	0	0.000	0	0.000	10.000
3	00013381	VISHVPRABHA TRADING LTD	11000	4.480	0	0.000	0.000	0	0.000	0	0.000	4.480
4	00014613	MRUGESH TRADING LIMITED	24000	9.796	0	0.000	0.000	0	0.000	0	0.000	9.796
5	00014628	BHAIRAV ENTERPRISES LIMITED	12000	4.898	0	0.000	0.000	0	0.000	0	0.000	4.898
6	000331	SURESH P UPADHYAY	50	0.020	0	0.000	0.000	0	0.000	0	0.000	0.020
7	000332	MAHESH P UPADHYAY	50	0.020	0	0.000	0.000	0	0.000	0	0.000	0.020
8	000338	SUSHIL LUNIA	50	0.020	0	0.000	0.000	0	0.000	0	0.000	0.020
9	000339	SARITA LUNIA	50	0.020	0	0.000	0.000	0	0.000	0	0.000	0.020
10	000342	SUNIL SURVE	50	0.020	0	0.000	0.000	0	0.000	0	0.000	0.020
		Total Promoter & Promoter Group	96250	38.286	0	0.000	0.000	0	0.000	0	0.000	39.284




Signature

(D)(c) Statement showing holding of securities (including shares, warrants, convertible securities) of persons belonging to the category "Public" and holding more than 1% of the total number of shares									
Sr. No.	Ref. Num	Name of the shareholder	Number of shares	Shares as a percentage of total number of shares (i.e., Grand Total (A)+(B)+(C) indicated in Statement at para (I)(a) above)	Details of warrant		Details of convertible securities		Total shares (including underlying shares assuming full conversion of warrant and convertible securities) as a % of diluted share capital
					Number of warrants held	As a % of total No of warrants of the same class	Number of convertible securities held	As a % of total No of convertible securities of the same class	
1	AAACA8879Q	A-ONE COMMERCE PRIVATE LIMITED	12000	4.898	0	0.000	0	0.000	4.898
2	AAACC1587K	CANDOUR SYNPLAST PVT LTD	6600	2.694	0	0.000	0	0.000	2.694
3	AAACS1281G	GRANDIOSE HOLDING CO PVT LTD	8050	2.469	0	0.000	0	0.000	2.469
4	000230	GULSHAN INVESTMENTS CO LTD	24000	9.796	0	0.000	0	0.000	9.796
5	AAACL4374K	LYNX MACHINERY & COMMERCIALS LTD	24500	10.000	0	0.000	0	0.000	10.000
6	AAACR6880L	RAJAN ENTERPRISES PRIVATE LIMITED	10000	4.082	0	0.000	0	0.000	4.082
7	AAACS8241A	SUB ROSA INVESTMENT ENTERPRISES PVT	12050	4.918	0	0.000	0	0.000	4.918
8	AAACW0365K	WARDEN EXPORTS PRIVATE LIMITED	10100	4.122	0	0.000	0	0.000	4.122
9	AAACC1578L	WARDEN INFRA PROJECTS PRIVATE LIMIT	2800	1.061	0	0.000	0	0.000	1.061
10	AAACW0749H	WARDEN INTERNATIONAL (AGENCIES) PVT	23000	9.388	0	0.000	0	0.000	9.388
11	AAACW0369F	WARDEN PACKAGING & CONTAINERS PVT L	10100	4.122	0	0.000	0	0.000	4.122
				0.000					
		Total	141000	57.551	0	0.000	0	0.000	57.550



(I)(d) Statement showing details of locked-in shares


Sr. No.	Ref- Num	Name of the shareholder	Number of locked-in shares	Locked-in shares as a percentage of total number of shares {i.e., Grand Total (A)+(B)+(C) indicated in Statement at para (I)(a) above}	Promoter/Promoter Group/Public
		Total Locked in Shares	0	0.000	



Signature

(II)(a) Statement showing details of Depository Receipts (DRs)

Sr. No.	Ref-Num	Name of theHolder	Type of outstanding DR (ADRs, GDRs, SDRs, etc.)	Number of outstanding DRs	Number of shares underlying outstanding DRs	Shares underlying outstanding DRs as a percentage of total number of shares (i.e., Grand Total (A)+(B)+(C) indicated in Statement at para (I)(a) above}



(II)(b) Statement showing Holding of Depository Receipts (DRs), where underlying shares held by Promoter/Promoter Group are in excess of 1% of the total number of shares

Sr. No.	Ref-Num	Name of the DR Holder	Type of outstanding DR (ADRs, GDRs, SDRs, etc.)	Number of outstanding DRs	Number of shares underlying outstanding DRs	Shares underlying outstanding DRs as a percentage of total number of shares i.e., Grand Total (A)+(B)+(C) indicated in Statement at para (I)(a) above}

