

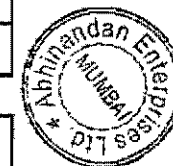
(1)(a) Statement showing ShareHolding Pattern

Name of the Company : Abhinandan Enterprises Ltd

Quarter Ended : 31-03-2015

Scrip Code : 501010

Partly paid-up Shares	No. of Partly paid-up Shares	As a % of total No. of Partly paid-up Shares	As a % of Total no. of Shares of the Company
Held by Promoters/ Promoters Group	0		
Held by Public	0		
<b>TOTAL - D</b>	<b>0</b>		
Outstanding Conv. Securities	No. of Outstanding Securities	As a % of Total no. of O/S Conv. Securities	As a % of Total no. of shares of the Co., assuming full conv.
Held by Promoters/ Promoters Group	0		
Held by Public	0		
<b>TOTAL - E</b>	<b>0</b>		
Warrants :	No. of Warrants	As a % of Total no. of Warrants	As a % of Total no. of shares of the Co., assuming full conv.
Held by Promoters/ Promoters Group	0		
Held by Public	0		
<b>TOTAL - F</b>	<b>0</b>		
<b>Total paid-up Capital of the Company assuming full conv. Of warrants &amp; securities</b>	<b>1155000</b>		




## Statement Showing Shareholding Pattern - Table (I)(a)

Abhinandan Enterprises Ltd

Scrip Code : 501010  
Quarter Ended : 31-03-2015

Category code	Category of Shareholder	Number of Shareholders	Total number of shares	Number of shares held in dematerialized form	Total shareholding as a percentage of total number of shares		Shares pledged or otherwise encumbered	
					As a percentage of (A+B) <sup>1</sup>	As a percentage of (A+B+C)	Number of shares	As a % of Total No. of Shares
(A)	Shareholding of Promoter and Promoter Group							
1	Indian							
a	Individual/Huf	5	250	0	0.022	0.022	0	0.000
b	Central/State Gov	0	0	0	0.000	0.000	0	0.000
c	Bodies Corporate	5	506000	506000	43.810	43.810	0	0.000
d	Fins / Banks	0	0	0	0.000	0.000	0	0.000
e	Any Other specify	0	0	0	0.000	0.000	0	0.000
e-1		0	0	0	0.000	0.000	0	0.000
e-2		0	0	0	0.000	0.000	0	0.000
	Sub Total(A)(1)	10	506250	506000	43.831	43.831	0	0.000
2	Foreign							
a	Indv NRI/For Ind	0	0	0	0.000	0.000	0	0.000
b	Bodies Corporate	0	0	0	0.000	0.000	0	0.000
c	Institutions	0	0	0	0.000	0.000	0	0.000
d	Qualified For.Inv.	0	0	0	0.000	0.000	0	0.000
e	Any Other Specify	0	0	0	0.000	0.000	0	0.000
e-1		0	0	0	0.000	0.000	0	0.000
e-2		0	0	0	0.000	0.000	0	0.000
	Sub Total(A)(2)	0	0	0	0.000	0.000	0	0.000
	Total Shareholding of Promoter and Promoter Group Total (A)= (A)(1)+(A)(2)	10	506250	506000	43.831	43.831	0	0.000
(B)	Public shareholding							
1	Institutions							
a	Mutual Funds	0	0	0	0.000	0.000		
b	Fins / Banks	0	0	0	0.000	0.000		
c	Central/State Govt	0	0	0	0.000	0.000		
d	Venture Cap Fund	0	0	0	0.000	0.000		
e	Insurance Comp(s)	0	0	0	0.000	0.000		
f	Foreign Ins Invest	0	0	0	0.000	0.000		
g	Foreign Ven Cap In	0	0	0	0.000	0.000		




## Statement Showing Shareholding Pattern - Table (I)(a)

Abhinandan Enterprises Ltd


Scrip Code : 501010  
Quarter Ended : 31-03-2015

Category code	Category of Shareholder	Number of Shareholders	Total number of shares	Number of shares held in dematerialized form	Total shareholding as a percentage of total number of shares		Shares pledged or otherwise encumbered	
					As a percentage of(A+B) <sup>1</sup>	As a percentage of (A+B+C)	Number of shares	As a % of Total No. of Shares
h	Qualified For.Inv.	0	0	0	0.000	0.000		
i	Any Other -Specify	0	0	0	0.000	0.000		
i-1		0	0	0	0.000	0.000		
i-2		0	0	0	0.000	0.000		
	Sub-Total (B)(1)	0	0	0	0.000	0.000		
B 2	Non-institutions							
a	Bodies Corporates	46	513100	487600	44.424	44.424		
b	Individuals							
	i) upto Rs 1-Lac	69	5650	1650	0.489	0.489		
	ii) above Rs1-Lac	1	130000	130000	11.255	11.255		
c	Qualified For.Inv.	0	0	0	0.000	0.000		
d	Any Other -Clr-Mem	0	0	0	0.000	0.000		
d-1		0	0	0	0.000	0.000		
d-2		0	0	0	0.000	0.000		
	-OCB	0	0	0	0.000	0.000		
	-NRI	0	0	0	0.000	0.000		
	Sub-Total (B)(2)	116	648750	619250	56.169	56.169		
(B)	Total (B)=(B)(1)+(B)(2)	116	648750	619250	56.169	56.169		
	TOTAL (A)+(B)	126	1155000	1125250		100.000	0	0.000
(C)	Held by Custodians against Depository Receipts							
	PROMOTER & PRO GRP	0	0	0		0.000		
	PUBLIC	0	0	0		0.000		
	GRAND TOTAL (A)+(B)+(C)	126	1155000	1125250		100.000	0	0.000



(I)(b) Statement showing holding of securities (including shares, warrants, convertible securities) of persons belonging to the category "Promoter and Promoter Group"

Sr. No.	Ref- No	Name of the shareholder	Total Shares held		Shares pledged or otherwise encumbered			Details of warrant		Details of convertible securities		Total shares (including underlying shares assuming full conversion of warrant and convertible securities) as a % of diluted share capital
			Number	As a % of grand total (A)+(B)+( C)	Number	% of Total shares held	As a % of grand total (A)+(B)+( C)	Number of warrants held	As a % of total No of warrants of the same class	Number of convertible securities held	As a % of total No of convertible securities of the same class	
1	00013259	SHRI GURUDEV EN TRADE LTD	99500	8.615	0	0.000	0.000	0	0.000	0	0.000	8.615
2	00013278	RISHABH ENTERPRISES LTD	94500	8.182	0	0.000	0.000	0	0.000	0	0.000	8.182
3	00013381	VISHVPRABHA TRADING LTD	108500	9.394	0	0.000	0.000	0	0.000	0	0.000	9.394
4	00014613	MRUGESH TRADING LIMITED	94000	8.139	0	0.000	0.000	0	0.000	0	0.000	8.139
5	00014628	BHAIRAV ENTERPRISES LIMITED	109500	9.481	0	0.000	0.000	0	0.000	0	0.000	9.481
6	000351	SURESH P UPADHYAY	50	0.004	0	0.000	0.000	0	0.000	0	0.000	0.004
7	000332	MAHESH P UPADHYAY	50	0.004	0	0.000	0.000	0	0.000	0	0.000	0.004
8	000338	SUSHIL LUNIA	50	0.004	0	0.000	0.000	0	0.000	0	0.000	0.004
9	000339	SARITA LUNIA	50	0.004	0	0.000	0.000	0	0.000	0	0.000	0.004
10	000342	SUNIL SURVE	50	0.004	0	0.000	0.000	0	0.000	0	0.000	0.004
		Total Promoter & Promoter Group	506250	43.831	0	0.000	0.000	0	0.000	0	0.000	43.831









**(I)(d) Statement showing details of locked-in shares**

Sr. No.	Ref- Num	Name of the shareholder	Number of locked-in shares	Locked-in shares as a percentage of total number of shares {i.e., Grand Total (A)+(B)+(C) indicated in Statement at para (I)(a) above}	Promoter/Promoter Group/Public
1	17813845	BAJRANG FINANCE LTD	120000	10.390	-Pub
2	00014628	BHAIRAV ENTERPRISES LIMITED	109500	9.481	-Pro
3	10113487	LYNX MACHINERY AND COMMERCIALS L	274500	23.766	-Pub
4	00014613	MRUGESH TRADING LIMITED	94000	8.139	-Pro
5	00013278	RISHABH ENTERPRISES LTD	94500	8.182	-Pro
6	00058400	SHIVPRAKASH BHARTIA	130000	11.255	-Pub
7	00013259	SHRI GURUDEV EN TRADE LTD	99500	8.615	-Pro
8	00013381	VISHVPRABHA TRADING LTD	108500	9.394	-Pro
		Total Locked in Shares	1030500	89.221	



**(II)(a) Statement showing details of Depository Receipts (DRs)**

Sr. No.	Ref-Num	Name of theHolder	Type of outstanding DR (ADRs, GDRs, SDRs, etc.)	Number of outstanding DRs	Number of shares underlying outstanding DRs	Shares underlying outstanding DRs as a percentage of total number of shares {i.e., Grand Total (A)+(B)+(C) indicated in Statement at para (I)(a) above}



*efh*



**(II)(b) Statement showing Holding of Depository Receipts (DRs), where underlying shares held by Promoter/Promoter Group are in excess of 1% of the total number of shares**

Sr. No.	Ref-Num	Name of the DR Holder	Type of outstanding DR (ADRs, GDRs, SDRs, etc.)	Number of outstanding DRs	Number of shares underlying outstanding DRs	Shares underlying outstanding DRs as a percentage of total number of shares (i.e., Grand Total (A)+(B)+(C) indicated in Statement at para (I)(a) above)

